



Consistent Performance Long Lasting Shine

3M™ Floor Pads

- Remove deep scuff marks 7 times faster*
- Nearly 40% more aggressive floor stripping*
- 25% better cut on Schiefer test*
- 50% better burnishing durability*

*when compared to closest competitor



3M



3M™ Floor Pads

A product you can rely on.

Every 3M™ Floor Pad is made to high quality standards. And ongoing innovation and advancements in technology make 3M floor pads more effective than ever. It's no wonder we are the #1 supplier worldwide.

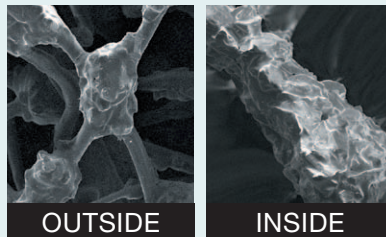
- Each floor pad in 3M's full line is engineered specifically for a particular maintenance task.
- 3M floor pad uniformity and quality helps produce:
 - less machine wobble and vibration.
 - less operator fatigue.
 - prolonged useful life of the pad.
 - better results on your floors.
- Uniform coating throughout every 3M floor pad helps produce a long, useful life, resulting in less pad usage. Plus 3M pads are washable and reusable.



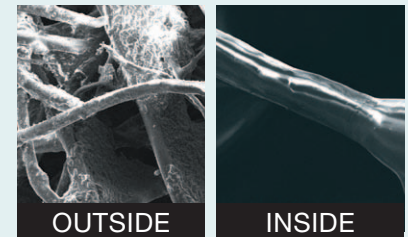
All floor pads are not created equally.

The differences between floor pads may seem small. But when added up, they can make a big difference to your bottom line in terms of productivity and labor costs. Consider the following attributes of 3M floor pads that help set them apart from the competition:

Uniform distribution of mineral abrasives throughout pad —not just on the surface— offers impressive performance and a long, useful life.

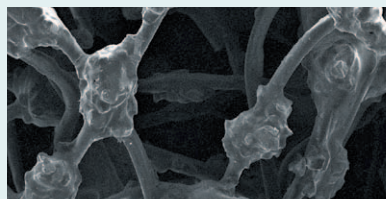


3M™ Floor Pads



Other Floor Pads

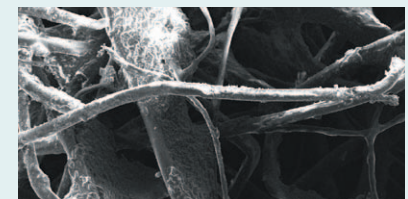
Individually separated and coated fibers help produce more consistent results.



3M™ Floor Pads

Fibers are uniformly coated with resin and mineral, producing more consistent, high-quality results.

Combination of highly conformable fibers help provide maximum pad-to-floor contact.



Other Floor Pads











Fibers are randomly coated with resin and mineral, which can produce inconsistent results.

Larger fibers are less conformable, providing fewer contact points with the floor.

How To Choose The Right Pad For The Job

Moving left to right, select the appropriate maintenance operation, machine type and speed, then follow the color bar to the recommended 3M™ Floor Pads.

Maintenance Operation	Equipment	First Choice
	Speed	
Stripping To remove finish, sealer and contaminants from the floor surface. Done at the start of a maintenance program and at times when scrubbing will not achieve the desired results.	Rotary or Automatic	 3M™ High Productivity Pad 7300 Our most aggressive stripping pad. Unique open construction resists loading and clogging. For fast removal of finish and proven consistent stripping.
	Low Speed 175–600 RPM	
Scrubbing Done prior to replacing worn finish; provides a fresh new surface to maintain.	Rotary or Automatic	 Scotch-Brite™ Surface Prep Pad Heavy duty scrubbing for 2–4 coat removal prior to recoating.
	Low Speed 175–600 RPM	
Cleaning To remove light soil and other contaminants.	Rotary or Automatic	 3M™ TopLine Autoscrubber Pad 5000 Scrubs and cleans without dulling the finish. Open construction resists clogging. Ideal for use on an autoscrubber.
	Low Speed 175–600 RPM	
Buffing To remove scuffs and black heel marks and enhance floor appearance.	Rotary	 3M™ Red Buffer Pad 5100 Designed for everyday cleaning and light scrubbing to remove light soil, scuff marks and black heel marks.
	Low Speed 175–600 RPM	
Burnishing To repair finish and improve gloss and image clarity of floor surface.	Electric Battery Propane	 3M™ Eraser Burnish Pad 3600 Removes black marks and returns gloss in fewer passes than other pads while producing less dust. Ideal for harder finishes and high traffic areas. Excellent durability and minimal finish removal.
	Ultra High Speed 1500 RPM & Above	
Scuff & Mark Removal	Electric Battery Propane	 3M™ TopLine Speed Burnish Pad 3200 Optimizes UHS burnishing on a wide variety of finishes. Combines black mark removal and gloss generation in one pad.
	Ultra High Speed 1500 RPM & Above	
Best Gloss	Electric Battery Propane	 3M™ Sky Blue Hi-Performance Burnish Pad 3050 Restores gloss to dull floors. Designed for frequent burnishing with less dust, point build-up and burning, this pad is an excellent addition to 3M's high-performing line of burnishing pads.
	Ultra High Speed 1500 RPM & Above	
Soft Finish	Electric Battery Propane	 Scotch-Brite™ Sienna Diamond Floor Pad Plus Diamond coated floor pads for cleaning and conditioning worn and dull marble, terrazzo, slate and polished concrete flooring.
	Ultra High Speed 1500 RPM & Above	
Diamond-Coated Floor Pads Use to clean and condition worn and dull stone floors.	Rotary or Automatic	 Scotch-Brite™ Purple Diamond Floor Pad Plus Diamond coated floor pads for cleaning and polishing marble, terrazzo, slate and polished concrete flooring.
	Low Speed 175–600 RPM	
Diamond-Coated Floor Pads Use to clean and polish stone floors.	Rotary or Automatic	 Scotch-Brite™ Purple Diamond Floor Pad Plus Diamond coated floor pads for cleaning and polishing marble, terrazzo, slate and polished concrete flooring.
	Low Speed 175–600 RPM	

Alternate Choices		System Procedures*
 <p>3M™ Black Stripper Pad 7200 Standard of the industry. Consistent proven performance. Long pad life.</p>	 <p>3M™ Brown Stripper Pad 7100 Conformable stripping pad for uneven floors. Strips prior to refinishing. Super heavy duty scrubbing for 2–4 coat removal prior to recoating.</p>	<ol style="list-style-type: none"> 1. Dust mop 2. Mask off delicate surface 3. Apply properly diluted stripping solution 4. Let solution dwell 5 minutes 5. Strip with floor machine and pad 6. Pick up dirty solution 7. Detail damp mop 8. Let dry and dust mop prior to applying finish
 <p>3M™ Blue Cleaner Pad 5300 Heavy duty scrubbing for 1–2 coat removal prior to recoating.</p>		<ol style="list-style-type: none"> 1. Dust mop 2. Apply properly diluted scrubbing solution 3. Scrub with floor machine and pad 4. Pick up dirty solution 5. Detail damp mop 6. Let dry, dust mop prior to buffing or applying finish
 <p>3M™ Red Buffer Pad 5100 Designed for everyday cleaning and light scrubbing to remove light soil, scuff marks and black heel marks.</p>	 <p>3M™ White Super Polish Pad 4100 Used for light cleaning to help remove soil and scuff marks with minimal dulling of finish. Can also be used to polish wood floors.</p>	<ol style="list-style-type: none"> 1. Dust mop 2. Apply properly diluted cleaning solution 3. Clean with floor machine and pad 4. Pick up dirty solution 5. Let dry prior to buffing
 <p>3M™ White Super Polish Pad 4100 Used for light cleaning to help remove soil and scuff marks with minimal dulling of finish. Can also be used to polish wood floors.</p>		<ol style="list-style-type: none"> 1. Dust mop 2. Buff only clean floors 3. Apply spray buff to floor 4. Buff to a high gloss using overlapping passes 5. Dust mop
 <p>3M™ Natural Blend Tan Pad 3500 Blend of natural and synthetic fibers. For use on harder finishes and high traffic conditions. Removes marks and scuffs while polishing.</p>	 <p>3M™ Tan Burnish Pad 3400 Produces good gloss improvement while removing scuffs and marks. Exceptional durability and life. For use on harder finishes and high traffic conditions.</p>	<ol style="list-style-type: none"> 1. Dust mop 2. Burnish only clean floors 3. Burnish to a high gloss using overlapping passes 4. Dust mop
 <p>3M™ Natural Blend White Pad 3300 Blend of natural and synthetic fibers. Excellent results on a wide variety of finishes and traffic conditions. Provides consistent high gloss while minimizing swirl marks.</p>		
 <p>3M™ Aqua Burnish Pad 3100 Produces good gloss improvement. Exceptional durability and life. The soft finish problem solver.</p>		
		<ol style="list-style-type: none"> 1. Dust mop 2. 6–12 passes with Scotch-Brite™ Sienna Diamond Floor Pad with automatic floor machine or burnisher 3. 6–12 passes with Scotch-Brite™ Purple Diamond Floor Pad Plus with automatic floor machine or burnisher 4. Use 3M™ TopLine Autoscrubber 5000 to maintain floor appearance 5. When shine level begins to fade, use Scotch-Brite™ Purple Diamond Floor Pad Plus again

*For details, please refer to 3M™ Floor Pads Technical Bulletin (78-8134-0152-4).

Competitive Floor Pad Cross-Reference

Operation	3M™ Floor Pads	Niagara™	Glit®	ETC of Henderson	Americo	Norton Abrasives
Stripping	3M™ High Productivity Pad 7300	• High Performance 7400N	• Emerald II • Safire® 66 • High Performance	• Razorback®	• The Dominator	• Ultra Blue Hi Pro Stripping
	3M™ Black Stripper Pad 7200	• Black Stripping 7200N	• Black Stripping	• Black-Strip	• Black Strip	• Black Super Strip
	3M™ Brown Stripper Pad 7100	N/A	• Brown Stripping	• Brown-Strip • Boss Hawg®	• Brown Strip	N/A
Scrubbing	Scotch-Brite™ Surface Preparation Pad	N/A			• Maroon HD • Maroon Eco Prep	• Enviro Stripping Pad
	3M™ Blue Cleaner Pad 5300	• Green Scrub 5400N • Blue Cleaning 5300N	• Green Scrubbing • Blue Cleaner	• Green-Scrub • Blue-Cleaner	• Green Scrub • Blue Cleaner	• Green Super Scrub • Blue Super Clean
Cleaning	3M™ TopLine Autoscrubber Pad 5000	N/A	• Coral Pre-Burnishing	N/A	• Flamingo Auto Scrub™	N/A
	3M™ Red Buffer Pad 5100	• Red Buffing 5100N	• Red Spray Buffing	• Gorilla® Red-Spray Buff	• Red Buff	• Red Buffer
	3M™ White Super Polish Pad 4100	• White Polishing 4100N	• White Super Polishing	• Gorilla® White-Polish	• White Polish	• White Super Gloss
Buffing	3M™ Red Buffer Pad 5100	• Red Buffing 5100N	• Red Spray Buffing • 40-D Red • Tan Buff Polishing	• Gorilla® Red-Spray Buff • Gorilla® Tan-Buff	• Red Buff • Tan Buff	• Red Buffer • Champagne Polish & Burnish
	3M™ White Super Polish Pad 4100	• White Polishing 4100N	• White Super Polishing	• Gorilla® Soft White-Polish	• White Polish	• White Super Gloss
Burnishing	3M™ Eraser Burnish Pad 3600	N/A	N/A	N/A	N/A	N/A
	3M™ Natural Blend Tan Pad 3500	• Natural Tan Hogs Hari 3500 • Super Hog's Hair 3700N • Natural Tan Hog's 3500N	• Buckaroo® Natural Hair • Jackeroo® Natural Hair	• Gorilla® • 2001 Gorilla® • Jaguar® • 2001 Jaguar®	• Porko • Porko Plus	• Ultra Grizzly Bear
	3M™ Tan Burnish Pad 3400	• Tan Burnishing 3400N	• UHS Tan Burnishing • Champagne Burnishing	N/A	• Image Beige Burnishing	• Pink "TOPSHINE"
	3M™ Natural Blend White Pad 3300	• Natural White Burnishing 3300N	• Jackeroo® Lite Natural Hair	• Gorilla Lite® • 2001 Gorilla Lite® • Blue Jay® • Superspeed Rubberized®	• Porko Elite Combo	• Grizzly Bear Lite
	3M™ TopLine Speed Burnish Pad 3200	N/A	• Beige Poly Thermal Burnishing • 100D Neutral Poly Thermal • Peach • Beige Light Burnishing • Joey® Specialty Burnishing • CocoPad®	• 2001 Superspeed Rubberized®	• Aqua Burnishing	• Thermal Burnish
	3M™ Aqua Burnish Pad 3100	• Aqua Burnishing 3100N	• UHS Aqua Burnishing	• Aqua Plus® • 2001 Aqua Plus®	• Aqua Burnishing	• Aqua Ultra
	3M™ Sky Blue Hi-Performance Burnish Pad 3050	N/A	• Blue Ice® Burnishing	• 2001® Soft White • Blue Ace®	• Luster Lite	N/A
	3M™ Sky Blue Hi-Performance Burnish Pad 3050	N/A	• Blue Ice® Burnishing	• 2001® Soft White • Blue Ace®	• Luster Lite	N/A
Diamond-Coated Floor Pads	Scotch-Brite™ Sienna Diamond Floor Pad Plus	N/A	N/A	• Diamond by Gorilla® 800 White • Diamond by Gorilla® 1500 Yellow	• Twister™ White • Twister™ Yellow	• Coarse Grit • Medium Grit
	Scotch-Brite™ Purple Diamond Floor Pad Plus	N/A	N/A	• Diamond by Gorilla® 3000 Green	• Twister™ Green	• Fine Grit • Very Fine Grit

Most Aggressive

Least Aggressive

Cleans and polishes stone floors.



Sustaining Our Future

3M™ Floor Pads Life Cycle and Sustainability

For 50 years, high performing 3M™ Floor Pads have been an industry leader. High performance aligns well with sustainability.

Fewer Chemicals Used

The Scotch-Brite™ Diamond Floor Pad Plus System allows the maintenance and polishing of stone, marble and terrazzo flooring without the use of floor finishes and strippers. Eliminating the use of floor finish and floor stripping chemicals in a stone floor maintenance program can help reduce chemical exposure for your workers and release to the environment.

Environmental Leadership and Safety

3M sustainability includes developing new products through a Life Cycle Management (LCM) process. LCM includes a comprehensive review of a product's potential health, safety, environmental and regulatory impact throughout its lifetime. 3M professional technical experts—specialists in toxicology, industrial hygiene, environmental engineering, product stewardship and product safety—all participate in the LCM process. As a result, 3M stands behind its floor pads and other products for performance, safety, minimizing environmental impact and general customer satisfaction.

3M Packaging

As part of an environmental stewardship in packaging, 3M™ Floor Pad packaging consists of 75–100% recycled material and the packaging is 100% recyclable. Additionally, 3M packaging engineers have worked to keep the packaging material as light as possible—reducing overall product packaging.

Operational Excellence

3M US Floor Pad manufacturing facilities operate under a philosophy of operational excellence and continuous improvement, aligned with corporate sustainability goals.

- In 2010, the US plant achieved the ENERGY STAR Challenge for Industry
- Certified to ISO 14001, the US plant is committed to a robust environmental management system
- Learn about 3M Sustainability Goals at http://solutions.3m.com/wps/portal/3M/en_US/3M-Sustainability/Global/

For supporting technical data, please refer to 3M™ Floor Pads Technical Bulletin (78-8134-0152-4).

How to Reach Us

For more information on 3M™ Floor Pads or to place an order, call your local 3M distributor. Or, for the name of your distributor, call **1-800-852-9722**. To speak to a technical support person, call **1-800-626-8578**. For general assistance, call **1-800-3M-HELPS**.

Technical Information: The technical information, recommendations and other statements contained in this document are based upon tests or experience that 3M believes are reliable, but the accuracy or completeness of such information is not guaranteed. **Product Use:** Many factors beyond 3M's control and uniquely within user's knowledge and control can affect the use and performance of a 3M product in a particular application. Given the variety of factors that can affect the use and performance of a 3M product, user is solely responsible for evaluating the 3M product and determining whether it is fit for user's particular purpose and suitable for user's method of application. **Warranty and Limited Remedy:** 3M warrants that each 3M product will be free from defects in material and manufacture for 90 days from the date of purchase from 3M's authorized distributor. 3M MAKES NO OTHER EXPRESS OR IMPLIED WARRANTIES, INCLUDING ANY IMPLIED WARRANTY OF MERCHANTABILITY OR FITNESS FOR A PARTICULAR PURPOSE. If a 3M product does not conform to this warranty, the sole and exclusive remedy is, at 3M's option, replacement of the 3M product or refund of the purchase price. **Limitation of Liability:** Except where prohibited by law, 3M will not be liable for any loss or damage arising from the 3M product, whether direct, indirect, special, incidental or consequential, regardless of the legal theory asserted.



**Building and Commercial
Services Division**
3M Center
St. Paul, MN 55144-1000
www.3M.com/building

3M and Scotch-Brite are trademarks of 3M. Used under license in Canada. All other trademarks are the property of their respective owners.

Please recycle. Printed in U.S.A. © 3M 2012. All rights reserved.
78-8134-0420-5 Rev. A