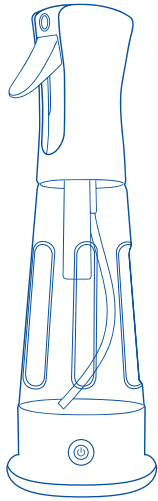


toucan®
eco espray
Instructions



350ml

Welcome to Toucan® Eco eSpray

Toucan® Eco eSpray is a revolutionary way to make your own powerful multipurpose disinfectant cleaner using just water, salt and electricity that kills more than 99.99% of germs. We call it eWater®.

Once activated, eWater® contains 99.9% water, and a low concentration of hypochlorous acid and sodium hypochlorite as a gentle pH. This means it's safe and hypoallergenic.

It replaces general disinfectant, all-purpose cleaners, kitchen and bathroom cleaners, glass and metal cleaners, and deodorisers. After seven days it starts to revert to salty water. You simply make more.

The disinfectant is eco-friendly and kind to the planet as it's 99.9% water and doesn't contain any harsh chemicals. It's also really effective in eradicating waste, so no more single-use plastic bottle waste or chemicals poured down the drain.

Science inspired by our own immune system

Toucan Eco's technology is inspired by one of the most powerful microorganism repellent systems around: the human body. When we come under attack from invading bacteria and viruses, our immune system responds by sending white blood cells called neutrophils straight to the infection.

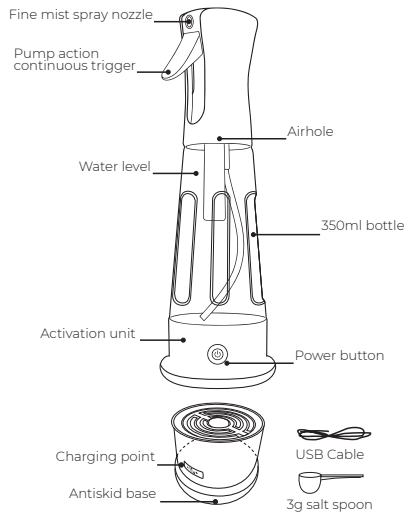
Once activated, these cells produce the same hypochlorous acid (HOCl), a potent and naturally occurring disinfectant.

The same effect is now available on demand, in your home. Get ready for the science bit. At the positive anode, the hydrogen and oxygen in the water reacts with the chlorine in the salt to make hypochlorous acid (HOCl). At the negative cathode, the sodium and chlorine in the salt combines with the oxygen in the water to produce a low concentration of sodium hypochlorite (NaClO).

But all you really need to know is that it produces one of safest, most effective disinfectants and cleaning solutions around, from just water and salt.

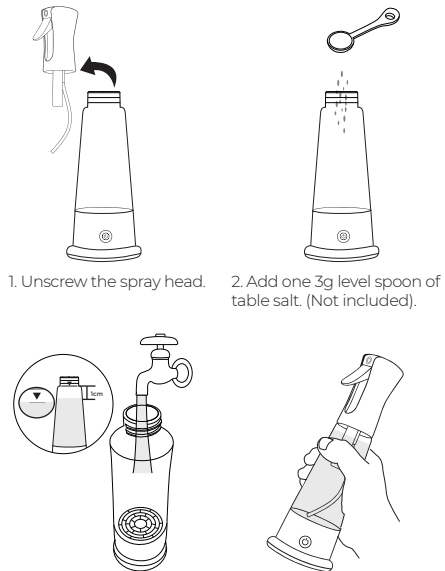
- ✓ Kills more than 99.99% of germs
- ✓ Fast acting
- ✓ Antiviral and antibacterial
- ✓ Safe and hypoallergenic
- ✓ Reduces chemical and plastic bottle waste
- ✓ Saves money
- ✓ Fragrance free

What's in the kit

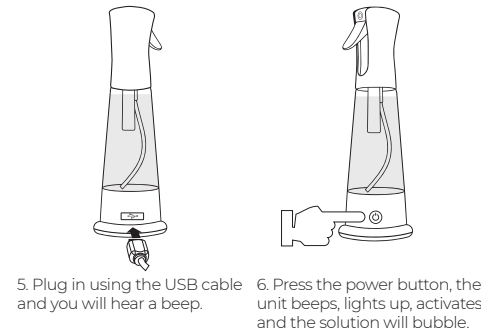


When you receive the product there may be some moisture in the bottle. This is left by the quality test team before leaving the factory and is due to water vapour in the nozzle suction tube.

How to operate



1. Unscrew the spray head.
2. Add one 3g level spoon of table salt. (Not included).
3. Fill with 350ml of tap water up to 1cm below the arrow on the spray head.
4. Refit the spray head. Shake the bottle to dissolve the salt, and loosen the spray head.



Make sure the spray head is fitted loosely otherwise the solution may drip from the nozzle during activation due to a build up of pressure.

After five minutes the device will beep and switch off.

Unplug the unit, tighten up the spray head and the solution is now ready to spray and wipe away. Please wait five minutes before reactivating the device.

What it can be used for

Toucan® Eco eWater® can be used for a range of applications.

- ✓ Clean and disinfect any surface, including kitchens, bathrooms, fabrics and glass.
- ✓ You can use it as a deodoriser as it kills the germs that creates the odour.
- ✓ Use as a hand sanitiser as you would any alcohol gel.
- ✓ Sterilise children's toys and clothes safely.
- ✓ Spray fresh fruit and vegetables to remove dirt and pesticides, but remember to rinse in fresh water before eating.
- ✓ Remove trainer odour by soaking overnight.
- ✓ Spray pets' mucky paws and coats.
- ✓ Water cut flowers to make them last longer.

There's lots of ways to use eWater® made by Toucan® Eco. Share yours on Twitter @Toucan_Eco or #ToucanEco.

How to tell it's active

You can check to make sure the activation is working using the three tests of 'bubbles, smell and chlorine' as follows.

1. Check the solution bubbles when the system is activated. This indicates a chemical reaction is taking place.

2. Smell the solution. Once activated, it should have a faint swimming pool scent of chlorine.

3. Chlorine test strips (not included) are available which measure the presence of chlorine in the activated solution, but please make sure the range includes 100 to 200ppm.

How to clean with eWater®

- ✓ Spray and wipe any surface clean and germ free.
- ✓ Use anywhere – there's no need for a kitchen and bathroom cleaner anymore.
- ✓ It's ready to use and don't dilute.
- ✓ And once you run out you simply make more.
- ✓ It's more effective to spray and clean first, then spray to disinfect.
- ✓ No need to rinse off, although don't leave it on unfinished surfaces like wood.
- ✓ For shiny surfaces like metal and glass spray the cloth.
- ✓ For stains, spray and leave to soak.
- ✓ It also works as a deodoriser and can be applied as a mist for larger areas.
- ✓ It's ideal for daily cleaning and disinfecting, but doesn't replace heavy degreasers or descalers.
- ✓ While the solution lasts up to seven days don't store the solution in the bottle overnight.
- ✓ After seven days it reverts to salty water. Simply make more.
- ✓ And say goodbye to 99.99% of germs.

The proven solution

Stringent tests undertaken by EU accredited independent laboratories and university research departments have shown it is more than 99.99% effective against germs with a fast contact time and virtually no regrowth. That's why it's already trusted by industries around the world.

And it's certified antiviral to EN 14476 and EN 16777, along with antibacterial for EN 1276 and EN 13697, and registered as an EU Biocide for disinfectants.

Maintenance of Toucan® Eco eSpray

To prolong the life of your device, empty the bottle at the end of the day, rinse with clean water and leave to air dry.

If the activation bubbles decrease over time this means the base unit needs cleaning. To do this simply add vinegar to the bottle, fill with water and leave to rest for one to two hours before shaking, rinsing with clean water and leaving to air dry.

Product specification

Product name	Toucan® Eco eSpray (electrolysed disinfectant generator)
Features	Disinfectant. Cleaner. Deodoriser
Capacity	350ml
Additives	Water (H ₂ O) and 3g salt (NaCl)
Active substances	Hypochlorous acid (HOCl) and sodium hypochlorite (NaClO)
Efficacy	Kills more than 99.99% of germs
Concentration	150ppm free available chlorine
pH	7.8 to 8.5
Time	5 mins
Power	10W DC 5V 2A
Size	85mmx280mm
Weight	210g
Materials	Bottle body PC. Cover and base ABS
Certifications	EN 14476, EN 16777, EN 1276 and EN 13697 certified. Regulated under ECHA Article 95, European Biocides Regulations. Food safe. CE and VAH compliant

Troubleshooting

Unit doesn't light up	Make sure it is plugged into a USB port using the 5V 2A cable supplied.
No bubbles during activation	Make sure you have added the salt.
Bottle drips during activation	Either you have filled the bottle too full or haven't unscrewed the spray head.
Unit won't activate after previous use	Wait five minutes between use and clean with fresh water.
Bubbles are greatly reduced	The electrode may have salt accumulation. Add vinegar to the bottle for a couple of hours then rinse out with fresh water.
Spray doesn't work	Pull the trigger, hold for five seconds and release quickly. Repeat a couple of times. Make sure the straw is connected by properly removing and refitting.
Spray head leaks when upside down	A ventilation hole allows harmless gas to vent during activation.

Safety instructions

- ✓ Do not spray into your eyes, drink, and keep out of reach of children.
- ✓ Use the right amount of water and salt - not rock salt. Do not add more salt than specified. And make sure the salt is dissolved before activating.
- ✓ Only produce as much solution as is directed as it has a short shelf life and will revert to salty water after seven days.
- ✓ Use water temperature between 5°C and 35°C.
- ✓ Do not use purified or polluted water.
- ✓ Do not keep the electrolysed water in a drinking bottle or keep it in the fridge in case it's mistaken for drinking water.
- ✓ After each activation allow five minutes to cool down between uses, otherwise the device may overheat.
- ✓ Store the unit at room temperature and remove any moisture within the device if it's stored for long periods of time.

Warning

Do not drink. While the solution is safe and hypoallergenic it may be harmful if swallowed and you will need to seek medical advice.

Do not separate the guard that protects the electrode, wipe with excessive force, or disassemble the device.

Please wait five minutes between activations.

Do not mix eWater® with chemicals.

Charge only using the 5V 2A USB cable otherwise this will invalidate the warranty.

Wipe away any water from the power button and charging point before use.

Do not clean the device in a dishwasher.

Keep out of reach of young children.

toucan®
eco espray

